



ON THE RIGHT TRACK

DISCOVERING THAILAND BY TRAIN

TRAVEL GUIDE

CONTENT


1. INTRODUCTION	1
2. TRAIN LINES	2
3. TYPES OF TRAINS	4
4. CLASSES	5
4.1 First Class Sleeper (SPCNR)	5
4.2 Second Class Sleeper (SPCNR)	6
4.3 First Class Sleeper	7
4.4 Second Class Sleeper	8
4.5 Second Class Seat (SPDRC)	9
4.6 Second Class Seat	10
4.7 Third Class Seat	11
5. MAJOR ROUTES	12
5.1 Bangkok to Chiang Mai	13
5.2 Bangkok to Surat Thani	14
5.3 Bangkok to Nong Khai	15
5.4 Bangkok to Hat Yai	16
5.5 Bangkok to Udon Thani	17
5.6 Ayutthaya to Lopburi	18
6. BOOKING TICKETS	19
6.1 Securing Seats During Peak Travel Times	19
6.2 www.yesmytrips.com	20
6.3 Booking step by step with YES MY TRIPS	21
7. TRAVEL TIPS AND ETIQUETTE	27
7.1 What to Pack for Train Journeys	27
7.2 Navigating Train Stations and Boarding Procedures	28
7.3 Cultural Etiquette and Respectful Behavior	29
8. ONBOARD EXPERIENCE	30
9. SAFETY AND SECURITY	31
10. UNIQUE EXPERIENCES	32
10.1 Scenic Views and Cultural Landmarks	32
10.2 Exploring Local Culture and Attractions	33
11. EMERGENCY CONTACTS	34
12. FAQ	35
13. CONCLUSION	36

INTRODUCTION

Thailand's rail system is one of the oldest in Southeast Asia, stretching from the streets of Bangkok to the serene beaches of the south and the mountainous regions of the north. With a variety of train classes and services, there's an option for every one.

Riding the train not only allows you to witness the stunning scenery unfold outside your window, it also gives you the opportunity to engage with locals and experience Thai culture firsthand. From sampling regional cuisines offered on board to chatting with fellow passengers, train journeys foster a sense of community that adds to the adventure.

In this ebook, you will discover essential tips for navigating the rail system, insights into the different classes of service available, and recommendations for popular routes and destinations. Whether you're planning a short trip or a long journey, this guide aims to equip you with all the information you need to make your train travel in Thailand not just a means to an end, but a memorable part of your journey. So, pack your bags, grab a ticket, and let the tracks lead you to unforgettable experiences in the Land of Smiles!

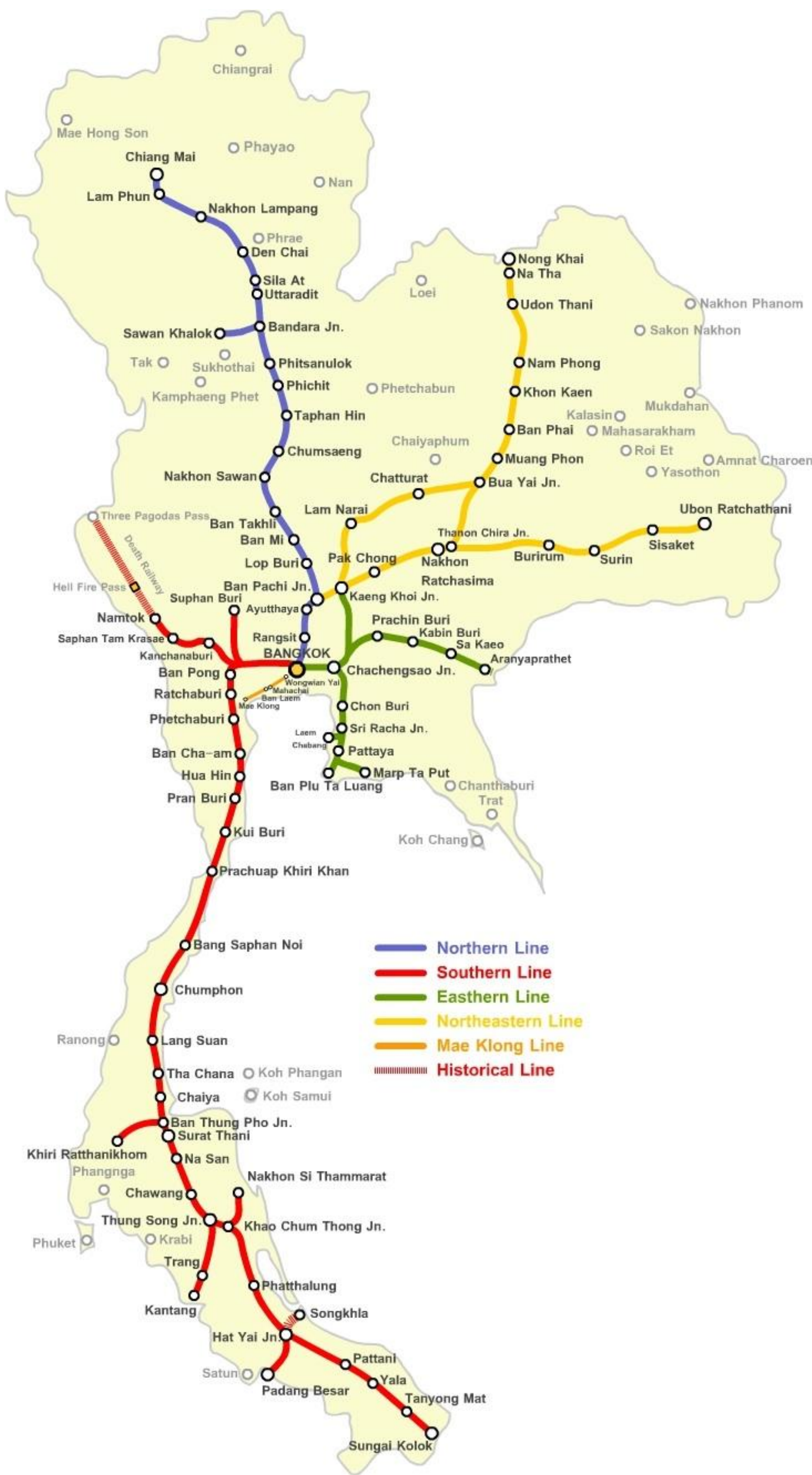


THAILAND'S TRAIN LINE

Traveling by train in Thailand offers an unparalleled way to experience the country's diverse landscapes and rich culture. The State Railway of Thailand (SRT) operates a comprehensive network of train lines connecting major cities and remote areas, making it an ideal choice for both locals and travelers. In this chapter, we will delve into the various train lines available, each offering unique experiences and access to some of Thailand's most fascinating destinations.

- 1. Northern Line:** For those seeking adventure in Northern Thailand, the Northern Line is a must. Running from Bangkok to Chiang Mai, this route takes travelers through stunning mountainous terrain, picturesque valleys, and charming towns. As you journey north, the scenery transforms from urban landscapes to lush greenery, providing countless photo opportunities. The Northern Line not only connects Bangkok to Chiang Mai but also opens the door to smaller villages and attractions along the way, such as the historic city of Sukhothai.
- 2. Southern Line:** If you're dreaming of sun-soaked beaches and tropical islands, the Southern Line is your ticket to paradise. Stretching from Bangkok down to the southern provinces, this line takes you through picturesque landscapes leading to popular tourist destinations like Surat Thani, Hat Yai, and beyond. Passengers can easily access stunning islands such as Koh Samui and Koh Phangan while enjoying the scenic views of hills, forests, and coastlines along the way.
- 3. Eastern Line:** The Eastern Line is a vital route that stretches from Bangkok to Surin, crossing through provinces such as Chachoengsao and Prachinburi. This line connects bustling urban centers to serene rural areas, giving passengers a glimpse into everyday life in Thailand. Whether you're headed to the vibrant markets of Chachoengsao or the peaceful landscapes around Surin, the Eastern Line is a gateway to local culture and natural beauty.
- 4. Northeastern Line:** The Northeastern Line, commonly referred to as the Isaan Line, links Bangkok to the major cities of the northeastern region, including Khon Kaen, Udon Thani, and Nakhon Ratchasima. This line is essential for both commerce and tourism, offering a glimpse into the rich cultural heritage of Isaan. Travelers can explore traditional markets, local festivals, and historic temples, making it an enriching journey for those interested in authentic Thai experiences.

THAILAND'S TRAIN LINE



TYPES OF TRAINS

The Thai railway system features several types of trains, catering to different travel preferences and budgets:

Special Express CNR:

Commonly abbreviated SPCNR, these trains are geared for comfort and speed, with modern amenities designed to create an enjoyable travel experience. They stop only at main stations, ideal for long travel.



Special Express:

Commonly abbreviated SP, they are fast trains with stops only at main stations but with less comfort than SPCNR.



Express:

Commonly abbreviated EX, fast trains and comfortable seating with modern amenities, more stops than SP.

Rapid and Ordinary:

Commonly abbreviated RP and OR, slower options that provide basic seating with limited services.



CLASSES

First Class Sleeper (SPCNR)

The First Class Sleeper (SPCNR) trains offers a luxurious and comfortable travel option for passengers seeking a premium rail experience. This class is ideal for those who prioritize comfort and privacy during their travels.

First Class Sleeper cabins typically feature spacious private compartments, accommodating two passengers in each cabin. Each compartment includes two plush berths that can easily convert from comfortable seats to cozy beds, allowing travelers to relax at their convenience.

First Class Sleepers are equipped with a range of amenities designed for passenger comfort. Features often include air conditioning, reading lights, and electrical power sockets for charging devices. The cabins are designed with privacy in mind, offering.

In addition to the luxurious seating, First Class Sleepers often offer individual sinks and sometimes even en-suite toilet facilities. While shared toilets are also available in the carriage, the enhanced privacy is a key attraction of this class.

Traveling in the First Class Sleeper (SPCNR) on SRT trains combines luxury with the charm of train travel, making it a perfect choice for those looking to indulge in a comfortable and memorable journey through Thailand.

Baggage allowance: 60 kg (110 lbs).



CLASSES

Second Class Sleeper (SPCNR)

The Second Class Sleeper (SPCNR) trains offers an affordable yet comfortable means of travel for those wishing to explore Thailand while enjoying overnight journeys. This class is popular among both locals and tourists who seek a balance between comfort and budget.

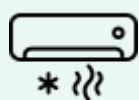
In the SPCNR, passengers enjoy spacious compartments featuring two convertible berths that can easily transform from seating to sleeping arrangements. This flexibility allows travelers to relax during the day or rest comfortably at night, making it suitable for long-distance travel.

Each cabin in the Second Class Sleeper is equipped with essential amenities such as air conditioning to ensure a pleasant climate throughout the journey. Passengers can also find reading lights and power sockets for charging electronic devices, enhancing the overall travel experience.

While private restroom facilities may not be present in every cabin, passengers can access shared toilets located in the carriage. Basic hygiene standards are usually maintained to provide a comfortable environment for all travelers.

Traveling in the Second Class Sleeper (SPCNR) trains is an enriching experience, blending comfort with cultural immersion. It serves as an excellent option for those looking to embark on memorable rail adventures across Thailand.

Baggage allowance: 40 kg (88 lbs).



CLASSES

First Class Sleeper

The First Class Sleeper trains provides a premium and luxurious travel option for those embarking on overnight journeys across Thailand. This class is tailored for passengers seeking a high level of comfort and privacy during their travels.

First Class Sleepers typically feature spacious compartments with comfortable berths designed to accommodate two passengers. The bedding is of higher quality, with plush mattresses and adequate space for relaxation, offering a more restful travel experience.

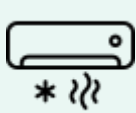
This class is equipped with several premium amenities, including air conditioning, personal reading lights, and curtains for privacy. Each compartment often comes with power outlets and a foldable table for convenience, allowing passengers to enjoy meals or work comfortably during travel.

Passengers have access to shared toilets, which are generally well-maintained. Hot shower facilities may be available, the cleanliness and overall upkeep of the restrooms ensure passenger comfort.

Traveling in a First Class Sleeper allows for an intimate and serene setting, perfect for relaxation after a day of exploration. The spacious compartments often provide a more peaceful atmosphere, making it easier to enjoy the scenic views of Thailand as the train journeys along the tracks.



Baggage allowance: 60 kg (110 lbs).



CLASSES

Second Class Sleeper

The Second Class Sleeper trains offers an economical and comfortable option for overnight travel across Thailand's picturesque landscapes. This class is ideal for both locals and tourists who wish to experience train travel while resting during longer journeys.

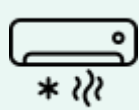
Second Class Sleepers feature a bunk bed configuration, typically with two tiers—lower and upper bunks. The design allows for efficient use of space while providing passengers with a cozy area to relax and sleep during their journey.

The compartment is usually equipped with linen, pillows, and curtains for privacy. Additionally, some trains may offer air conditioning to ensure a comfortable environment throughout the night.

Passengers in this class have access to shared toilets located at the end of the carriage. While there may not be shower facilities, the cleanliness of the restrooms is generally maintained to ensure passenger comfort during the journey.

Traveling in a Second Class Sleeper provides a unique opportunity to meet and share stories with fellow travelers, creating an engaging experience. The opportunity to gaze out the window at Thailand's stunning scenery as you drift off to sleep adds to the charm of the journey.

Baggage allowance: 40 kg (88 lbs).



CLASSES

Second Class Seat (SPDRC)

The Second Class Seat (SPDRC) trains provides a budget-friendly travel option for passengers looking to explore Thailand's diverse landscapes. This class is popular among both locals and tourists, offering a comfortable and rewarding travel experience.

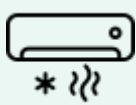
The SPDRC features a 2+2 seating configuration, enabling ample space for passengers. The seats are cushioned and designed for comfort, with enough legroom to make longer journeys more enjoyable. While the seats do not recline as much as those in sleeper classes, they are built for a relaxed travel experience.

Second Class Seats are equipped with essential amenities, including ventilation systems or air conditioning, depending on the specific train. Additionally, most seats come with foldable tray tables, allowing passengers to enjoy meals or work while on the move.

Passengers in Second Class have access to shared toilet facilities located at either end of the carriage. While showers are not available in this class, the restrooms are maintained for cleanliness and passenger convenience.

Traveling in the Second Class Seat (SPDRC) trains combines affordability with comfort, making it an excellent option for adventurers and those looking to immerse themselves in the rich culture of Thailand while enjoying scenic train rides.

Baggage allowance: 40 kg (88 lbs).



CLASSES

Second Class Seat

The Second Class Seat trains provides a cost-effective and comfortable travel option for passengers looking to explore the beauty of Thailand. This class is ideal for both locals and tourists seeking a practical yet enjoyable rail experience.

In Second Class, seats are generally arranged in a 2+2 configuration across the carriage, ensuring a decent amount of space for legroom and movement. The seats are cushioned, allowing for a comfortable journey, and are designed to enable passengers to sit back and relax during their travel.

Although Second Class Seats do not offer the same level of luxury as higher classes, they come equipped with essential amenities such as fans or air conditioning. Each seat typically includes a foldable tray table, making it easy for passengers to enjoy meals or use laptops and other devices while traveling.

Passengers in this class have access to shared toilet facilities located at either end of the carriage. While there may not be shower facilities, the restrooms are generally maintained for cleanliness and convenience.

Traveling in the Second Class Seat trains combines affordability with a comfortable experience, making it an excellent choice for those looking to appreciate the scenic views of Thailand and engage with its vibrant culture while traveling by rail.

Baggage allowance: 40 kg (88 lbs).



CLASSES

Third Class Seat

The Third Class Seat trains is the most economical travel option available, making it a popular choice for budget-conscious travelers. This class offers an authentic and no-frills rail experience, allowing passengers to immerse themselves in local culture while traveling through Thailand's scenic landscapes.

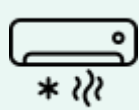
Third Class seating typically features a bench-style arrangement, accommodating multiple passengers in a row. The seats are generally made of hard plastic or wooden benches, providing basic comfort for short to medium journeys. There is usually limited legroom and space compared to higher classes.

Amenities in Third Class are minimal. While the carriages may have windows for ventilation, there is often no air conditioning. Passengers should be prepared for varying temperatures, especially on longer trips. Basic facilities are provided, but do not expect the conveniences found in higher classes.

Third Class passengers have access to shared toilet facilities located within the carriage or at the ends.


Choosing to travel in the Third Class Seat on SRT trains provides a unique opportunity to save money while experiencing the hustle and bustle of train travel in Thailand. It's an excellent option for adventurous travelers looking to connect with the local culture in a more direct and engaging way.

Baggage allowance: 30 kg (66 lbs).



MAJOR ROUTES

From the moment you board, the rhythmic sound of the train gliding along the tracks sets the tone for an adventure filled with discovery. Train travel provides not only the opportunity to witness the changing scenery through panoramic windows but also to engage with fellow travelers and locals. Whether you opt for a comfortable sleeper cabin on a long journey or enjoy a day trip on a scenic route, each journey unfolds like a rich narrative at every stop.



In this chapter, we'll explore key train routes that highlight both popular destinations and hidden gems. From the iconic Bangkok to Chiang Mai route to the lesser-known scenic journeys, train travel offers an enjoyable way to embrace the charm of Thailand. So, let's embark on this journey together and discover what awaits along the railway!

MAJOR ROUTES

Bangkok to Chiang Mai

Overview:

This route takes travelers from the bustling capital of Bangkok to the mountainous region of Chiang Mai, known for its rich history, vibrant culture, and stunning northern landscapes.

Duration:

Approximately 12-14 hours by overnight sleeper train.

Cost:

From 230 to 2446 THB



Experience:

Travelers can choose from various classes, including first-class air-conditioned compartments, second-class sleeper cars, and budget-friendly seats. The route passes through beautiful countryside, including rice paddies and small villages, before climbing into the mountainous northern terrain. A highlight is passing over the scenic River Kwai and through lush forests.



MAJOR ROUTES

Bangkok to Surat Thani

Overview:

This route is essential for those heading to the southern islands, such as Koh Samui and Koh Phangan.

Duration:

Around 9-11 hours, depending on the train service.

Cost:

From 216 to 2372 THB



Experience:

Travelers can enjoy views of the stunning southern landscape, featuring palm trees, rolling hills, and winding rivers. Surat Thani serves as a gateway to popular island destinations and offers a chance to explore the local culture and cuisine before catching a ferry.



MAJOR ROUTES

Bangkok to Nong Khai

Overview:

This train route leads to Nong Khai, a border town near Laos, known for its laid-back atmosphere and the Friendship Bridge connecting Thailand and Laos.

Duration:

Approximately 10-11 hours.

Cost:

From 211 to 2350 THB



Experience:

Taking this train offers a snapshot of Thailand's northeastern region, with expansive views of the Mekong River and charming towns along the way. Nong Khai is famous for its Indochina Market and the surreal Buddha Park, making it a perfect stop for curious travelers.



MAJOR ROUTES

Bangkok to Hat Yai

Overview:

This route connects the capital to southern Thailand's commercial hub, Hat Yai, known for its shopping and food.

Duration:

Around 14 hours.

Cost:

From 258 to 2590 THB



Experience:

Travelers will pass through lush forests and rice fields, experiencing the vibrant atmosphere of southern Thailand. Hat Yai offers a melting pot of cultures and is an essential stop for those exploring the south.



MAJOR ROUTES

Bangkok to Udon Thani

Overview:

This route connects Bangkok to Udon Thani, a key city in the northeastern region of Thailand.

Duration:

About 10 hours.

Cost:

From 204 to 2313 THB



Experience:

Along the way, travelers can witness rural landscapes and agricultural areas, with options to explore the rich history and cultural landmarks in Udon Thani, such as the nearby archaeological sites.



MAJOR ROUTES

Ayutthaya to Lopburi

Overview:

This short trip is perfect for history and wildlife enthusiasts, connecting two fascinating historical cities.

Duration:

About 2 hours.

Cost:

From 20 to 1858 THB



Experience:

Travelers can explore ancient temple ruins in Ayutthaya and visit the famous macaque monkeys at Phra Prang Sam Yot in Lopburi.



BOOKING TICKETS

When planning your train travel in Thailand, knowing how to book your tickets efficiently is crucial for a smooth and enjoyable journey. This chapter outlines the steps for booking tickets both online and at train stations, along with practical tips for securing your seats during peak travel times.

Tips for Securing Seats During Peak Travel Times

Traveling during peak seasons, such as holidays or festival times, can make securing your desired seats more challenging. Here are some tips to help you navigate this busy period:

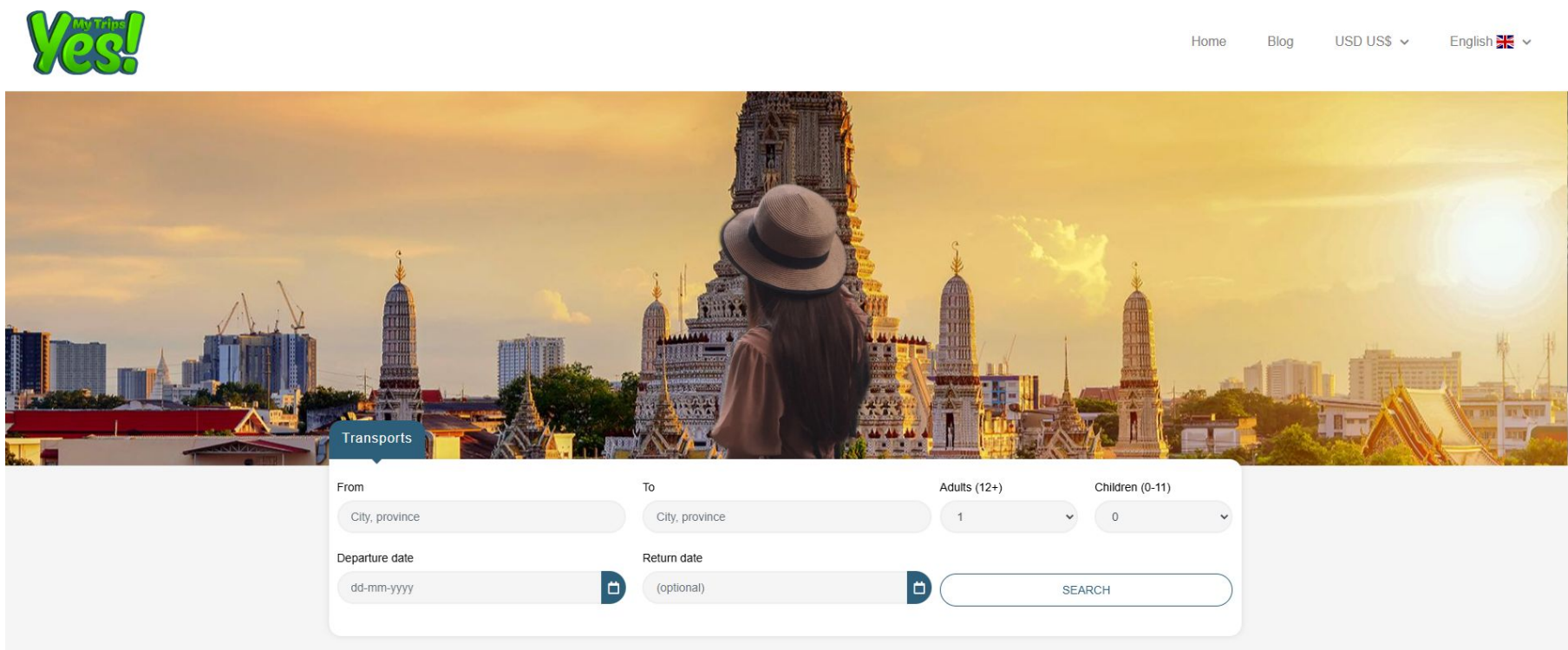
- 1. Book Early:** Whenever possible, book your tickets well in advance. This is particularly important during public holidays, school vacations, or festivals when trains may fill up quickly.
- 2. Be Flexible with Dates:** If your travel schedule allows, consider adjusting your travel dates to avoid the busiest days. Traveling a day earlier or later can provide more options.
- 3. Travel at Off-Peak Times:** Opt for trains that depart during off-peak hours, such as early morning or late evening, to increase your chances of finding available seats.
- 4. Consider Alternative Routes:** If a direct route is fully booked, explore alternate routes or nearby stations that may have more availability.



BOOKING TICKETS

Booking Tickets Online

One of the most convenient ways to book your train tickets in Thailand is through our online platform **www.yesmytrips.com**. Here's how to navigate the process:




- 1. Visit the Website:** Go to **www.yesmytrips.com**, where you'll find a user-friendly interface tailored for train travel in Thailand.
- 2. Choose Your Route:** Enter your departure and arrival stations, select your travel dates, and browse through available trains for your chosen route.
- 3. Select Your Train and Seats:** After reviewing the options, choose the train that fits your schedule and preferred class. You can select from first-class, second-class, and sleeper options depending on the length of your journey and comfort level.
- 4. Provide Passenger Information:** Fill in the required details for all passengers, including names and contact information.
- 5. Payment:** Proceed with the secure payment process. Make sure to have your information available.
- 6. Receive Confirmation:** After completing the payment, you will receive a confirmation email with your e-ticket. Ensure to check all details for accuracy.
- 7. Boarding Instructions:** Follow any additional instructions provided in your confirmation email about boarding

BOOKING TICKETS

In this section, we'll guide you through the simple steps to secure your train tickets online, ensuring a hassle-free travel experience.

Firstly, go to **www.yesmytrips.com**, then choose your favorite language and currency.



Home

Blog

USD US\$

English

Transports

From

To

BANGKOK

CHIANG MAI

Departure date

Return date

10-09-2025

(optional)

Adults (12+)

Children (0-11)


2

0


SEARCH

BOOK YOUR TRAIN IN THAILAND AND MALAYSIA


More than 16000 routes available!




IPOH



KUALA LUMPUR



PENANG



BANGKOK

Why to book with YES MY TRIPS?

1. Book directly online and enjoy a hassle-free experience: Immediate access to the best fares, real-time availability, and fast confirmation.

2. Flexible travel options: choose from various classes and schedules.


3. Clear visibility on availability to plan your trip with confidence: Stay in control of your travel plans with our transparent availability feature.

4. Real-time seat map selection, choose your perfect spot: Easily view and select your preferred seat from an interactive map.

5. Child prices available making family travel more affordable: Start planning your family trip today and take advantage of our special child prices!

6. Explore multiple payment options for your convenience: Enjoy a seamless checkout experience and complete your booking with ease.

7. Receive your tickets via email for easy access: With tickets a click away, you can focus on your journey planning.



YES MY TRIPS Co., Ltd.

Links

Home

Blog

Privacy Policy


Terms Of Use

Contact us

contact@yesmytrips.com

+84 392 017 027

Follow us



- Select Your Route:** Fill in the "from" and "to" inputs to choose your travel route.
- Specify Passengers:** Indicate the number of adults and children traveling.
- Choose Departure Date:** Select your desired departure date and optionally add a return date.
- Search for Tickets:** Click the "search" button to find available train options.

21

BOOKING TICKETS



USD US\$ ▾ English

[illegible]

1. **SRT routes**: SRT routes are identified by the SRT logo.
2. **Schedule information**: Identify the departure and arrival times, as well as the trip duration.
3. **Route information**: Determine the departure and arrival cities and stations, along with the train type.
4. **Ticket price**: The ticket price per traveler.
5. **Choose**: Choose the route to view the available fares.

BOOKING TICKETS

USD US\$ English English

1

Depart

2

Travelers

3

Payment

4

Confirmation

From

BANGKOK

To

CHIANG MAI

Date

10/09

Adults

2

Children

0

MODIFY

▲

▼

Departure

Arrival

Duration

Route

Price

09:05

Wed, 10/09

19:30

Wed, 10/09

10h25

Direct

BANGKOK

Krung Thep Aphiwat

>

SPDRC7

CHIANG MAI

Chiang Mai (Station)

US\$ 16.86

CHOOSE

09:20

Wed, 10/09

19:30

Wed, 10/09

10h10

Direct

BANGKOK

Don Mueang

>

SPDRC7

CHIANG MAI

Chiang Mai (Station)

US\$ 16.71

CHOOSE

14:15

Wed, 10/09

04:05

Thu, 11/09

13h50

Direct

BANGKOK

Krung Thep Aphiwat

>

RP109

CHIANG MAI

Chiang Mai (Station)

US\$ 6.95

CHOOSE

14:32

Wed, 10/09

04:05

Thu, 11/09

13h33

Direct

BANGKOK

Don Mueang

>

RP109

CHIANG MAI

Chiang Mai (Station)

US\$ 6.89

CHOOSE

18:40

Wed, 10/09

07:15

Thu, 11/09

12h35

Direct

BANGKOK

Krung Thep Aphiwat

>

SPCNR9

CHIANG MAI

Chiang Mai (Station)

US\$ 28.34

CHOOSE

18:57

Wed, 10/09

07:15

Thu, 11/09

12h18

Direct

BANGKOK

Don Mueang

>

SPCNR9

CHIANG MAI

Chiang Mai (Station)

US\$ 28.19

CHOOSE

20:05

Wed, 10/09

08:40

Thu, 11/09

12h35

Direct

BANGKOK

Krung Thep Aphiwat

>

SP13

CHIANG MAI

Chiang Mai (Station)

US\$ 9.37

CLOSE

Third class seat (Fan)

Change

Cancellation

US\$ 9.37

BOOK

Second class seat (Fan)

Change

Cancellation

US\$ 14.14

BOOK

Second class bed (AC)

Change

Cancellation

US\$ 23.20

BOOK

First class bed (AC)

Change

Cancellation

US\$ 37.64

BOOK

+ Details

+ Changes & Cancellations

20:22

Wed, 10/09

08:40

Thu, 11/09

12h18

Direct

BANGKOK

Don Mueang

>

SP13

CHIANG MAI

Chiang Mai (Station)

US\$ 9.31

CHOOSE

22:30

Wed, 10/09

12:10

Thu, 11/09

13h40

Direct

BANGKOK

Krung Thep Aphiwat

>

EX1

CHIANG MAI

Chiang Mai (Station)

US\$ 8.16

After selecting a route, you will see the available fares. You can also click "Details" for more information about the route and "Change & Cancellation" to review the policies.

Click "Book" on the desired fare to proceed with the booking.

BOOKING TICKETS

PASSENGER INFORMATION

Fill information about passenger(s) exactly as it appears on your identification document.

Adult 1

Gender

Mr

First name

John

Last name

Doe

Passport Number

ABCDEF1234

Adult 2

Gender

Ms

First name

Jane

Last name

Doe

Passport Number

ABCDEF1235

SEATS SELECTION

Choose the seat(s) you want for your trip.

BANGKOK to CHIANG MAI 10-09-2025 (20:05)

Third class seat (Fan)

Car 5

Car 6

X	X	3	4
5	6	7	8
9	10	11	12
13	14	15	16
17	18	19	20
21	22	23	24
25	26	27	28
29	30	31	32
33	34	35	36
37	38	39	X
X	X	43	44
X	X	47	48
X	50	51	52
X	X	X	X
57	58	59	60
61	62	63	64
65	66	67	68
69	70	71	72
73	74		
75	76		

CONTACT INFORMATION

The contact will receive the tickets and should be reachable in case of change or cancellation from transport provider.

Gender

Mr

First name

John

Last name

Doe

Email

johndoe@gmail.com

Confirm email

johndoe@gmail.com

Phone

123456789

CONTINUE

- Travelers:** Fill information about traveler(s) exactly as it appears on your identification document.
- Seats Selection:** Choose your desired seats. Blue seats are available, red seats are already booked by other travelers, and green seats indicate the seats you have selected.
- Contact:** Fill information, the contact will receive the tickets and should be reachable in case of change or cancellation from the transport provider.
- Continue:** Click the "continue" button to proceed with the booking.

24

BOOKING TICKETS

✓

Depart

✓

Travelers

3

Payment

4

Confirmation

Payment

Choose your payment method. (Payment will be processed in VND, and your bank will apply the exchange rate.)

9Pay

✓

Credit or debit card

Payment fees: US\$ 2.74

VISA

JCB

American Express

Payment fees: US\$ 2.99

AM

EX

Wallet

Payment fees: US\$ 0.13

VNPAY

9PAY

Zalopay

9PAY

BOOKING SUMMARY

Review your booking before paying.

BANGKOK > CHIANG MAI

Wednesday 10 September 2025

20:05

KRUNG THEP APHIWAT

12h35m

State Railway of Thailand

08:40

CHIANG MAI (Station)

1. Mr John Doe

Car 11, First class bed (AC) Upper bed 23

US\$ 37.64

2. Ms Jane Doe

Car 11, First class bed (AC) Lower bed 24

US\$ 43.69

Service Fee

US\$ 2.88

Payment Fee

US\$ 2.74

Total amount

US\$ 86.95

Total amount (VND)

2,260,904 đ

2

By continuing, you agree to the website's terms and conditions and understand its privacy policies.

PAY US\$ 86.95

Copyright © 2025 YES MY TRIPS. All rights reserved

- Payment Options:** Select your preferred payment method.
- Review information:** Verify that the selected route and seats are correct, and check for any typos in your name.
- Pay:** Click the "Pay" button to continue with the booking. You will be redirected to our payment partner's gateway.

25

BOOKING TICKETS

Travellers

Payment

Booking HXBU8K6 is REQUESTED

Thank you for booking with us!

You will receive your tickets via email shortly.

Please check your inbox for further details.

If you have any questions or need assistance, feel free to contact our support team.

Safe travels!

YOUR TRAIN IN THAILAND AND MYASIA

16000 routes available!

IPOH

KUALA LUMPUR

PENANG

BANGKOK

BOOKING

BANGKOK > CHIANG MAI

Wednesday 10 September 2025

20:05

KRUNG THEP APIHWAT

12h35m

State Railway of Thailand

08:40

CHIANG MAI (station)

1. Mr John Doe

Car 11, First class bed (AC) Upper bed 21

US\$ 37.08

2. Ms Jane Doe

Car 11, First class bed (AC) Lower bed 22

US\$ 43.03

Service Fee:

US\$ 2.84

Payment Fee:

US\$ 2.70

Total amount:

US\$ 85.65

Total amount: (VND)

2,229,506 d

Copyright © 2025 YES MY TRIPS. All rights reserved

ing 7SEFOB9 is CONFIRMED

Booking <bookings@yesmytrips.com>

Wed, Apr 9, 3:18 PM

My Trips
Yes!

John Doe

Your booking is CONFIRMED.

Thank you for booking with us!

Your booking is now confirmed.

Your tickets are attached to this email.

Safe travels!

Your YES MY TRIPS booking code is:

7SEFOB9

Use this booking code for any inquiries to our support team.

Book your journey in Thailand with us.

Your journey

BANGKOK > CHIANG MAI

Wednesday 14 May 2025

14:15

Krung Thep Aphiwat

13h50m

State Railway of Thailand

04:05

Chiang Mai Station

1. Mr John Doe

Car 2, Third class seat (Fan) 17

US\$ 6.76

2. Ms Jenna Doe

Car 2, Third class seat (Fan) 18

US\$ 6.76

Service Fee:

US\$ 2.15

Payment Fee:

US\$ 0.66

Total amount:

US\$ 16.34

Payment information

Payment status:

Paid

Payment method:

9Pay

Tickets:

US\$ 13.53

Service Fee:

US\$ 2.15

Payment Fee:

US\$ 0.66

Total amount:

US\$ 16.34

Book your journey in Malaysia with us.

Terms and Conditions

Our terms and conditions apply to this booking.

1. View entire message

nt - Scanned by Gmail

Forward

After completing your payment on our partner’s portal, you will be redirected back to the confirmation page of the YES MY TRIPS website. You will also receive emails confirming that we are processing your booking. Shortly after we receive your booking information, YES MY TRIPS will send your tickets to the contact email. You are now ready to travel!

26

TRAVEL TIPS AND ETIQUETTE

What to Pack for Train Journeys

01 Snacks

Pack a variety of snacks to keep you energized during your journey. Consider items like nuts, dried fruit, granola bars, and sandwiches. Although many trains offer food services, having your own snacks can be a helpful backup.

02 Water

Bring a refillable water bottle to stay hydrated. Trains may not always provide free water, so having your own supply is advisable.

03 Entertainment

Bring books, magazines, podcasts, or downloaded movies to keep you entertained, especially during long trips. Headphones can help you enjoy your media without disturbing fellow passengers.

04 Comfort Items

Consider packing travel pillows and lightweight blankets for added comfort, particularly on overnight trains. Eye masks and earplugs can also help you rest better during your journey.

TRAVEL TIPS AND ETIQUETTE

Navigating Train Stations and Boarding Procedures

01 **Arrive early**

Get to the train station at least 30-45 minutes before your train departure. This allows ample time for ticket and security checks, and locating your platform.

02 **Read the schedule**

Train schedules are often displayed on large screens throughout the station. Pay close attention to departure times, platform numbers, and any changes that may occur.

03 **Keep Your Ticket Handy**

Always have your ticket visible, as conductors may check them during the journey. If you have an electronic ticket, ensure your mobile device is charged for easy access.

TRAVEL TIPS AND ETIQUETTE

Cultural Etiquette and Respectful Behavior Onboard

01 **Dress Appropriately**

While there's no strict dress code, it's appreciated if passengers dress modestly and respectfully, particularly when traveling through rural areas or cultural sites.

02 **Keep Noise to a Minimum**

Be mindful of your noise levels. Use headphones for music or videos, and keep conversations quiet to maintain a peaceful environment for all travelers.

03 **Respect Personal Space**

Train carriages can get crowded, especially in Third Class. Try to be considerate of the space of others and avoid sprawling personal belongings unnecessarily.

04 **Be Kind and Patient**

Travel can sometimes be stressful, so maintain a polite demeanor with fellow passengers and staff. Offering a smile or a polite greeting in Thai ("Sawasdee" or "Hello") can go a long way in fostering goodwill.

ONBOARD EXPERIENCE

Dining Options: Many SRT trains offer food and beverage services, with options varying by class. In higher classes, such as First Class and Second Class Sleepers, meal services may be included or available for purchase. You can expect a selection of Thai dishes, snacks, and drinks. Third Class typically has limited dining options, so it's advisable to bring your own snacks and drinks. Additionally, many train stations have vendors where you can purchase meals before boarding.



Sleeper Accommodations: In sleeper classes, such as the Second Class Sleeper and First Class Sleeper, passengers can enjoy convertible berths that can easily transition between seating and sleeping arrangements. Each compartment is equipped with essential amenities such as air conditioning, reading lights, and power outlets. Bedding, including sheets and pillows, is usually provided in sleeper cabins, ensuring a comfortable night's sleep. Passengers can close the compartment door for privacy, making it a more intimate experience.

Boarding and Settling In: After boarding, passengers can stow their luggage in the designated areas or under the seats. Take a moment to familiarize yourself with the cabin, including the amenities and facilities available.

Nighttime Atmosphere: On overnight journeys, the train environment can shift from the hustle and bustle of daytime travel to a quieter, more relaxed atmosphere. Most passengers will settle in for the night, allowing you to enjoy the peaceful sounds of the train as it travels through the countryside.

Morning Routine: Early in the morning, you may hear announcements signaling stops or meal service. The train often arrives at its destination during the early hours, so be prepared for an early wake-up. Once you arrive, gather your belongings, and be ready to disembark promptly to avoid delays.

SAFETY AND SECURITY

Secure Your Luggage

April to October (dry season), with pleasant weather and minimal rainfall

Keep Valuables Close

Carry essential items such as passports, money, and electronics in a small, secure bag or pouch that you can keep with you at all times. Avoid placing valuables in overhead storage or under the seat where they might be out of sight.

- **Use a Money Belt or Hidden Wallet:** Consider using a money belt or hidden wallet under your clothing to store your cash and important documents. This reduces the risk of pickpocketing.
- **Be Aware of Your Surroundings:** Stay alert in busy train stations and on crowded trains. Look out for suspicious behavior and be cautious when approached by strangers.



Stay Connected

Keep your mobile phone charged and have a local SIM card or international roaming plan if possible. This allows for easy communication in case of emergencies or if you need directions.

Trust Your Instincts

If something feels off or uncomfortable, trust your instincts. Don't hesitate to change seats, move to a different area of the train, or seek help from train staff if necessary.

Stay Informed

Familiarize yourself with local customs, emergency contact numbers, and station layouts before your journey. This knowledge can help you navigate more confidently and respond effectively if issues arise.

UNIQUE EXPERIENCES

Traveling on SRT trains not only connects you to various destinations across Thailand but also offers unforgettable scenic views and opportunities to immerse yourself in local culture. Here are some highlights and suggestions for making the most of your journey

Scenic Views and Cultural Landmarks

Northern Routes: Trains to Chiang Mai and Chiang Rai take you through lush mountains and stunning rice paddies. Keep an eye out for traditional Lanna architecture and serene temples along the way, including the famous Wat Phra That Doi Suthep visible from the train.

Central Plains: As you travel to Ayutthaya, the historical city, you can admire the expansive fields and rural landscapes, dotted with small villages. The ruins of ancient temples in Ayutthaya provide a perfect stop to explore Thailand's rich history.

Northeast Routes: The journey to Khon Kaen or Ubon Ratchathani reveals vast wetlands and impressive landscapes where traditional farming practices come to life. The area is also known for its unique Isaan culture, which you can experience in local markets and festivals.

Southern Routes: Traveling to Surat Thani or Hat Yai provides scenic views of palm plantations and coastal cliffs. Upon arrival, you can explore the beauty of national parks or take day trips to nearby islands like Koh Samui or Koh Phangan.



UNIQUE EXPERIENCES

Exploring Local Culture and Attractions

Market Visits: Many train stations are located near local markets where you can sample regional street food and shop for handicrafts. Consider stopping at markets such as the Chiang Mai Night Bazaar or the Talat Warorot in Chiang Mai.

Temple Tours: Utilize the train to access various provinces known for their temples. For instance, after reaching Ayutthaya, allocate time to visit Wat Mahathat and Wat Phra Si Sanphet to deepen your understanding of Thailand's Buddhist heritage.

Cultural Festivals: Plan your travel around local festivals, such as Songkran (Thai New Year) in April or Loy Krathong in November, where you can join in the celebrations and experience local traditions firsthand.

Historical Sites: Many routes connect you to UNESCO World Heritage Sites. For example, a trip from Bangkok to Sukhothai allows you to explore the historical park filled with magnificent ruins and serene gardens.



EMERGENCY CONTACTS

When traveling in Thailand on SRT trains, it's important to be prepared for any emergencies or unexpected situations. Here's some practical information on emergency contacts and helpful resources for tourists:

Emergency Services

- **Police:** Dial 191 for police assistance.
- **Medical Emergencies** Dial 1669 for ambulance services.
- **Fire Services:** Dial 199 for fire emergencies.
- **Tourist Police*:** Dial 1155 for assistance.

* The Tourist Police can assist foreigners in need of help. Look for tourist police booths at major train stations and tourist areas or contact them at 1155.

Local Hospitals

- **Bangkok:** Siriraj Hospital, Bumrungrad International Hospital.
- **Chiang Mai:** Chiang Mai Ram Hospital.
- **Phuket:** Bangkok Hospital Phuket.

SRT Customer Service

For issues related to train services, passengers can contact SRT directly at their service hotline: 1690 for assistance.

YES MY TRIPS Customer Service

+84 392 017 027 (WhatsApp, Zalo, Line)

Places to Know for Tourists

- **Tourist Information Centers:** Many major cities and train stations have Tourist Information Centers staffed with English-speaking personnel who can provide maps, brochures, and guidance.
- **Embassies and Consulates:** Familiarize yourself with the locations of your country's embassy or consulate in case of a lost passport or other legal emergencies. In Bangkok, embassies are typically located in the Sukhumvit area.

FAQ

How do I book a train ticket?

Tickets can be booked online through www.yesmytrips.com or at railway station counters. It's advisable to book in advance for popular routes, especially during holidays.

What should I do if I miss my train?

If you miss your train, go to the ticket counter at the station as soon as possible. They may allow you to apply your ticket to a later train, usually subject to availability and a fee.

Can I bring food and beverages on board?

Yes, passengers are allowed to bring food and drinks onto the train. However, it's recommended to avoid strong-smelling items to respect fellow travelers.

Are there luggage restrictions?

Passengers have a baggage allowance depending of classes:

- 1st class: 60 kg (110 lbs)
- 2nd class: 40 kg (88 lbs)
- 3rd class: 30 kg (66 lbs)

Is it safe to travel by train in Thailand?

Train travel in Thailand is generally considered safe. However, travelers should be aware of their belongings and remain vigilant in crowded areas.

Are there any child discounts available with SRT?

Children under age of 3 and not taller than 100cm (39.37 inch) travel for free, children between the age of 3 to 11 and not taller than 150cm (59 inch) have discount price.

When does booking open?

Most of the trains are open up to 6 months ahead, some mid and short distance route are open up 1 to 30 day ahead.

CONCLUSION

Train travel in Thailand offers a unique and enriching experience, allowing passengers to explore the country's stunning landscapes, cultural landmarks, and vibrant communities. The SRT (State Railway of Thailand) system provides various classes of service catering to different budgets and preferences, making it an accessible transportation option for both locals and tourists. By choosing to travel by train, you can enjoy comfortable rides, scenic views, and the opportunity to interact with fellow travelers, all while minimizing your environmental impact.

As a traveler, you'll appreciate the convenience of train schedules, the affordability compared to other transport options, and the chance to immerse yourself in Thailand's diverse culture along the journey. Whether you're heading to bustling cities, serene countryside, or historical sites, train travel is a fantastic way to experience the heart of Thailand.

Information and Support

1. YES MY TRIPS:

- www.yesmytrips.com
- Provides schedules, ticket booking, route information, and more.

2. Tourism Authority of Thailand (TAT):

- www.tourismthailand.org
- Offers a wealth of resources on attractions, events, and travel tips across the country.

3. Local Emergency Numbers:

- Police: 191
- Medical Emergencies: 1669
- Tourist Police: 1155

4. Travel Insurance Providers: Research reputable travel insurance options to cover unexpected events during your journey.